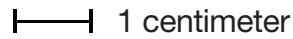


Non-Printable Margin Tool

Metric

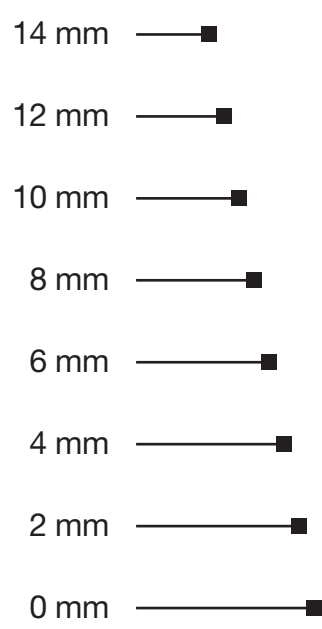
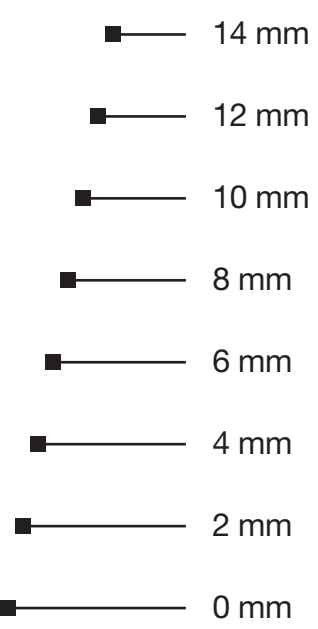
1 Print this page.

2 Measure the line below. If the length is not one centimeter, please turn off page scaling in your printer dialog box.



3 Locate the first fully visible box (■) on each side. The corresponding numbers are your minimum printable margins.

4 Adjust the margins in your design program to the numbers you found in step 3.



For more help with your printer margins, call us at:

00 353 1 554 6450

